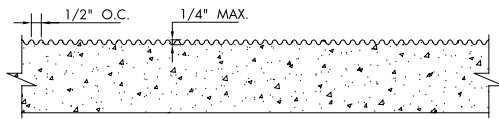

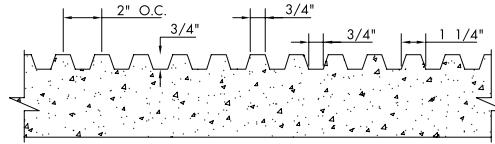


**#301 1/2" Sinewave**



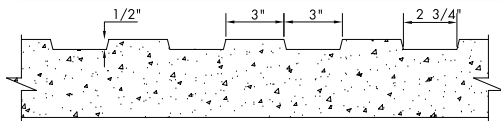

Full Liner: 64 SF  
Standard Size: 4' x 16'  
Liner Thickness: 5/8"  
Maximum Relief: 1/4"  
Average Relief: 1/8"  
Board Fin & Stone Sizes: 1/2" O.C.  
Liner (lbs per sf): 2.67  
Available w/ cast 3/4" plywood: no

**#302 3/4" Fin**



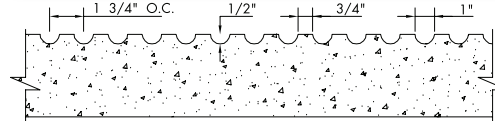
Full Liner: 64 SF  
Standard Size: 4' x 16'  
Liner Thickness: 1 1/8"  
Maximum Relief: 3/4"  
Average Relief: 3/8"  
Liner (lbs per sf): 2.67  
Available w/ cast 3/4" plywood: no

**#303 3" Fin**



Full Liner: 64 SF  
Standard Size: 4' x 16'  
Liner Thickness: 1"  
Maximum Relief: 1/2"  
Average Relief: 1/4"  
Liner (lbs per sf): 2.67  
Available w/ cast 3/4" plywood: yes

**#304 Wyeth Aherst Rib**



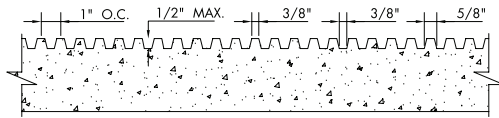
Full Liner: 82.5 SF  
Standard Size: 2' 9" x 30'  
Liner Thickness: 7/8"  
Maximum Relief: 1/2"  
Average Relief: 1/4"  
Board Fin & Stone Sizes: 1 3/4" O.C.  
Liner (lbs per sf): 2.67  
Available w/ cast 3/4" plywood: no

Formliners: Rhythmic



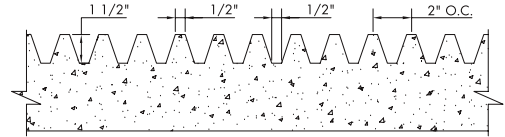

# Formliners: Rhythmic

**#305 3/8" Smooth Flute 1" O.C.**



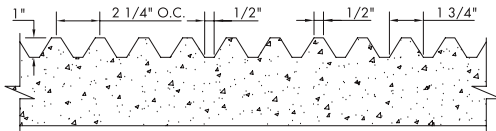

Full Liner: 40 SF  
 Standard Size: 4' x 10'  
 Liner Thickness: 7/8"  
 Maximum Relief: 1/2"  
 Average Relief: 1/4"  
 Board Fin & Stone Sizes: 1" O.C.  
 Liner (lbs per sf): 3.39  
 Available w/ cast 3/4" plywood: yes

**#306 1 1/2" Deep Smooth Rib**



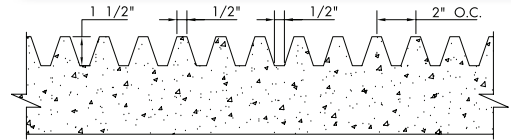
Full Liner: 130 SF  
 Standard Size: 10.9' x 12'  
 Liner Thickness: 1 7/8"  
 Maximum Relief: 1/2"  
 Average Relief: 3/4"  
 Board Fin & Stone Sizes: 2" O.C.  
 Liner (lbs per sf): 6.1  
 Available w/ cast 3/4" plywood: yes

**#307 1 3/4" Smooth Flute 2 1/4" O.C.**



Full Liner: 130 SF  
 Standard Size: 10.9' x 12'  
 Liner Thickness: 1 7/8"  
 Maximum Relief: 1/2"  
 Average Relief: 3/4"  
 Board Fin & Stone Sizes: 2" O.C.  
 Liner (lbs per sf): 6.1  
 Available w/ cast 3/4" plywood: yes

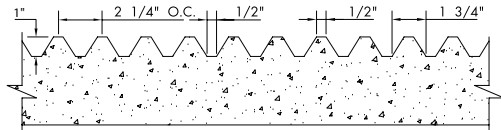
**#308 2" Deep Smooth Flute 2" O.C.**



Full Liner: 130 SF  
 Standard Size: 10.9' x 12'  
 Liner Thickness: 2 1/2"  
 Maximum Relief: 2"  
 Average Relief: 1"  
 Board Fin & Stone Sizes: 2" O.C.  
 Liner (lbs per sf): 6.1  
 Available w/ cast 3/4" plywood: yes

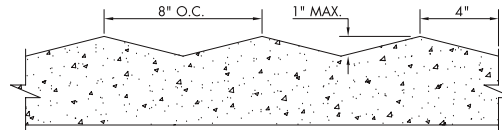



**#309 1" Light Textured Flute 2" O.C.**



Full Liner: 80 SF  
Standard Size: 8' x 10'  
Liner Thickness: 1 3/8"  
Maximum Relief: 1"  
Average Relief: 1/2"  
Board Fin & Stone Sizes: 2" O.C.  
Liner (lbs per sf): 4.75  
Available w/ cast 3/4" plywood: yes

**#310 Pyramid Flute 8" O.C.**



Full Liner: 40 SF  
Standard Size: 4' x 10'  
Liner Thickness: 1 3/8"  
Maximum Relief: 1"  
Average Relief: 1/2"  
Board Fin & Stone Sizes: 8" O.C.  
Liner (lbs per sf): 4.75  
Available w/ cast 3/4" plywood: yes

Formliners: Rhythmic

