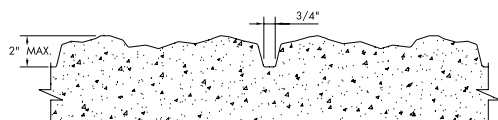


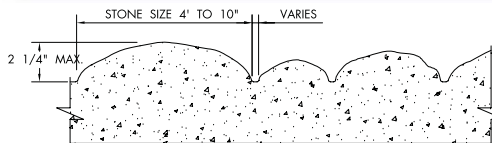
Formliners: Stone & Block

#890 14 3/4" Horsehead's Quarry



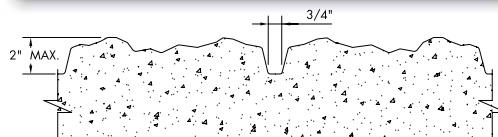
Full Liner: 120 SF
 Standard Size: 30" x 10'
 Liner Thickness: 2 1/2"
 Maximum Relief: 2"
 Average Relief: 1"
 Board Fin & Stone Sizes: 14 1/4"H x 14 1/4"
 to 60"L
 Liner (lbs per sf): 5.25
 Available w/ cast 3/4" plywood: yes

#891 Riverstone



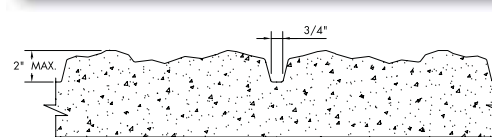
Full Liner: 40 SF
 Standard Size: 4' x 10'
 Liner Thickness: 2 5/8"
 Maximum Relief: 2 1/4"
 Average Relief: 1 1/8"
 Board Fin & Stone Sizes: 4" to 10"
 Mortar Width: varies
 Liner (lbs per sf): 8
 Available w/ cast 3/4" plywood: yes

#892 12" Quarry Stone



Full Liner: 160 SF
 Standard Size: 8' x 20'
 Liner Thickness: 2 3/8"
 Maximum Relief: 2"
 Average Relief: 1"
 Board Fin & Stone Sizes: 11 1/4" x 14" to 52"
 Mortar Width: 3/4"
 Liner (lbs per sf): 4.67
 Available w/ cast 3/4" plywood: yes

#893 14" Quarry Stone




Full Liner: 140 SF
 Standard Size: 7' x 20'
 Liner Thickness: 2 3/8"
 Maximum Relief: 2"
 Average Relief: 1"
 Board Fin & Stone Sizes: 13 1/4" x 14" to 48"
 Mortar Width: 3/4"
 Liner (lbs per sf): 4.67
 Available w/ cast 3/4" plywood: yes



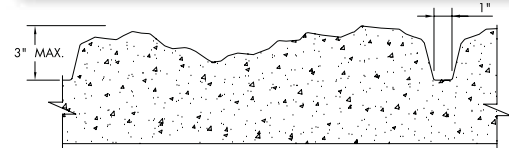
Formliners: Stone & Block

#894 16" Quarry Stone



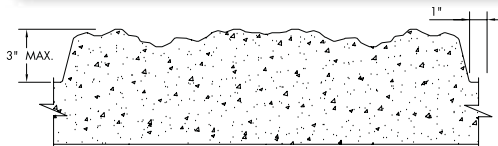
Full Liner: 160 SF
 Standard Size: 8' x 20'
 Liner Thickness: 2 3/8"
 Maximum Relief: 2"
 Average Relief: 1"
 Board Fin & Stone Sizes: 15 1/4" x 20" to 64"
 Mortar Width: 3/4"
 Liner (lbs per sf): 4.67
 Available w/ cast 3/4" plywood: yes

#895 21" Quarry Stone



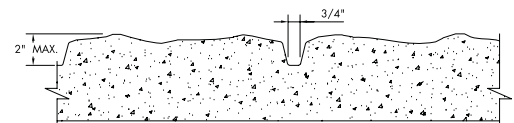
Full Liner: 210 SF
 Standard Size: 10.5' x 20'
 Liner Thickness: 3 3/8"
 Maximum Relief: 3"
 Average Relief: 1 1/2"
 Board Fin & Stone Sizes: 20" x 18" to 74"
 Mortar Width: 1"
 Liner (lbs per sf): 5.67
 Available w/ cast 3/4" plywood: yes

#896 24" Quarry Stone



Full Liner: 160 SF
 Standard Size: 8' x 20'
 Liner Thickness: 3 3/8"
 Maximum Relief: 3"
 Average Relief: 1 1/2"
 Board Fin & Stone Sizes: 23" x 18" to 74"
 Mortar Width: 1"
 Liner (lbs per sf): 5.67
 Available w/ cast 3/4" plywood: yes

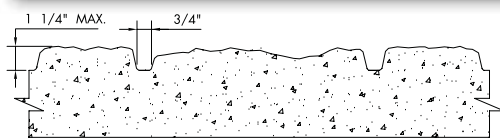
#897 15" Rustic Granite



Full Liner: 120 SF
 Standard Size: 30" x 10'
 Liner Thickness: 2 1/2"
 Maximum Relief: 2"
 Average Relief: 1"
 Board Fin & Stone Sizes:
 Mortar Width: varies to 1"
 Liner (lbs per sf): 6.33
 Available w/ cast 3/4" plywood: yes

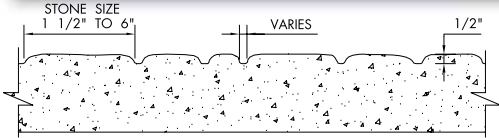


#898 Rustic Ashlar Stone



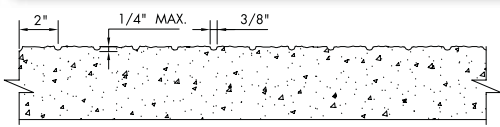
Full Liner: 40 SF
 Standard Size: 4' x 10'
 Liner Thickness: 1 3/4"
 Maximum Relief: 1 1/4"
 Average Relief: 5/8"
 Board Fin & Stone Sizes: varies up to 160 sq in
 Mortar Width: 3/4"
 Liner (lbs per sf): 4.67
 Available w/ cast 3/4" plywood: yes

#899 Northeast River Stone



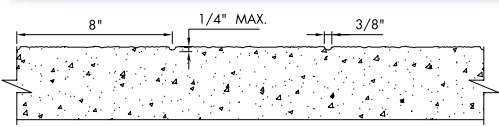

Full Liner: 40 SF
 Standard Size: 4' x 10'
 Liner Thickness: 1"
 Maximum Relief: 1/2"
 Average Relief: 1/4"
 Board Fin & Stone Sizes: 1 1/2" to 6"
 Mortar Width: varies to 3/4"
 Liner (lbs per sf): 4.5
 Available w/ cast 3/4" plywood: yes

#900 2X8 Split Block



Full Liner: 60 SF
 Standard Size: 4' x 15'
 Liner Thickness: 7/8"
 Maximum Relief: 1/4"
 Average Relief: 1/8"
 Board Fin & Stone Sizes: 1 5/8" x 7 5/8"
 Mortar Width: 3/8"
 Liner (lbs per sf): 3
 Available w/cast 3/4" plywood: yes

#901 8x16 Split Block

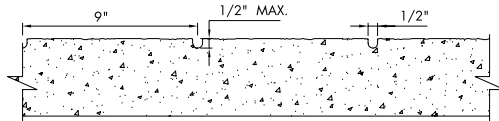


Full Liner: 150 SF
 Standard Size: 15' x 10'
 Liner Thickness: 7/8"
 Maximum Relief: 1/4"
 Average Relief: 1/8"
 Board Fin & Stone Sizes: 7 5/8" x 15 5/8"
 Mortar Width: 3/8"
 Liner (lbs per sf): 3
 Available w/ cast 3/4" plywood: yes



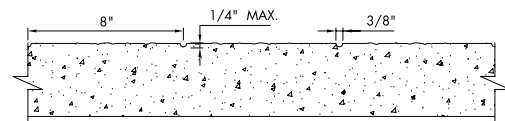
Formliners: Stone & Block

#902 9x18 Split Block with Deep Mortar



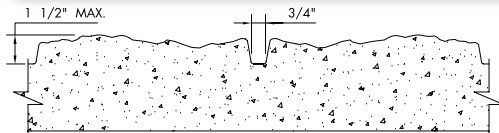
Full Liner: 150
 Standard Size: 15' x 10'
 Liner Thickness: 7/8"
 Maximum Relief: 1/2"
 Average Relief: 1/4"
 Board Fin & Stone Sizes: 8 1/2" x 17 1/2"
 Mortar Width: 1/2"
 Liner (lbs per sf): 3
 Available w/ cast 3/4" plywood: yes

#903 8x8 Split Block



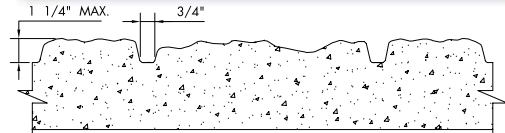
Full Liner: 120 SF
 Standard Size: 8' x 15'
 Liner Thickness: 7/8"
 Maximum Relief: 1/4"
 Average Relief: 1/8"
 Board Fin & Stone Sizes: 7 5/8" x 7 5/8"
 Mortar Width: 3/8"
 Liner (lbs per sf): 3
 Available w/ cast 3/4" plywood: yes

#904 Ashlar Stone



Full Liner: 128 SF
 Standard Size: 8' x 16'
 Liner Thickness: 1 7/8"
 Maximum Relief: 1 1/2"
 Average Relief: 3/4"
 Board Fin & Stone Sizes: 12" to 40"
 Mortar Width: 3/4"
 Liner (lbs per sf): 4.33
 Available w/ cast 3/4" plywood: yes

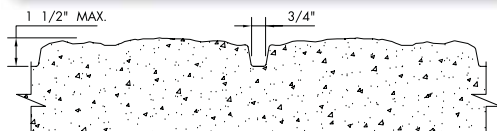
#905 Small Aged Ashlar Stone



Full Liner: 192 SF
 Standard Size: 8' x 24'
 Liner Thickness: 1 3/4"
 Maximum Relief: 1 1/4"
 Average Relief: 5/8"
 Board Fin & Stone Sizes: 4" to 24"
 Mortar Width: 3/4"
 Liner (lbs per sf): 4
 Available w/ cast 3/4" plywood: yes

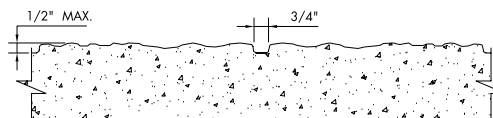


#906 Ashlar Stone Heavy Cut



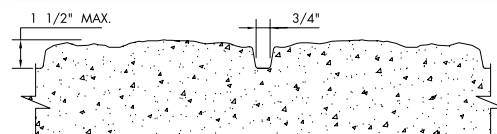
Full Liner: 60 SF
 Standard Size: 4' x 15'
 Liner Thickness: 2 1/2"
 Maximum Relief: 2"
 Average Relief: 1"
 Board Fin & Stone Sizes: 12" to 40"
 Mortar Width: 3/4"
 Liner (lbs per sf): 6.67
 Available w/ cast 3/4" plywood: yes

#907 Coral Ashlar Stone



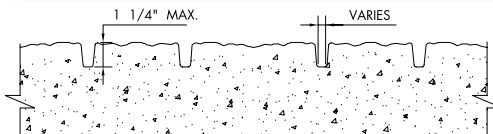
Full Liner: 112 SF
 Standard Size: 8' x 14'
 Liner Thickness: 1"
 Maximum Relief: 1/2"
 Average Relief: 1/4"
 Board Fin & Stone Sizes: 10" to 36"
 Mortar Width: 3/4"
 Liner (lbs per sf): 3.5
 Available w/ cast 3/4" plywood: yes

#908 BQE Old Cut Ashlar Stone



Full Liner: 64 SF
 Standard Size: 4' x 16'
 Liner Thickness: 2 1/4"
 Maximum Relief: 1 1/2"
 Average Relief: 1 3/4"
 Board Fin & Stone Sizes: 12"H x 72"L
 Mortar Width: 3/4"
 Liner (lbs per sf): 6
 Available w/ cast 3/4" plywood: yes

#909 Westmoreland Drystack

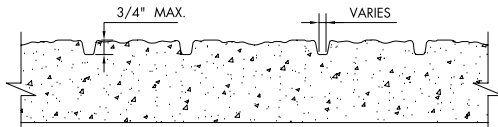


Full Liner: 32 SF
 Standard Size: 4' x 8'
 Liner Thickness: 1 3/4"
 Maximum Relief: 1 1/4"
 Average Relief: 5/8"
 Board Fin & Stone Sizes: 3" to 16"
 Mortar Width: varies
 Liner (lbs per sf): 4.25
 Available w/ cast 3/4" plywood: yes



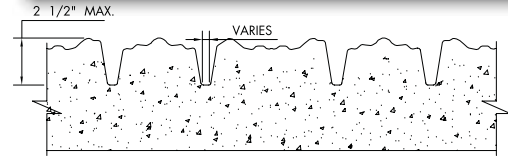
Formliners: Stone & Block

#910 Median Barrier Drystack




Full Liner: 16 SF
 Standard Size: 18' x 11' 8"
 Liner Thickness: 7/8"
 Maximum Relief: 3/4"
 Average Relief: 3/4"
 Board Fin & Stone Sizes: 3" x 30"
 Mortar Width: varies
 Liner (lbs per sf): 3
 Available w/ cast 3/4" plywood: yes

#911 Large Stone Drystack



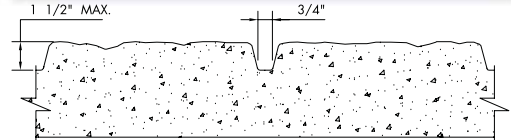
Full Liner: 192 SF
 Standard Size: 12' x 16'
 Liner Thickness: 3"
 Maximum Relief: 2 1/2"
 Average Relief: 1 1/4"
 Board Fin & Stone Sizes: 5" x 42"
 Mortar Width: varies
 Liner (lbs per sf): 5.5
 Available w/ cast 3/4" plywood: yes

#912 Valley Forge Fieldstone



Full Liner: 97.5 SF
 Standard Size: 39' x 30'
 Liner Thickness: 2"
 Maximum Relief: 1 1/2"
 Average Relief: 3/4"
 Board Fin & Stone Sizes: 3" x 12"
 Mortar Width: varies
 Liner (lbs per sf): 4.25
 Available w/ cast 3/4" plywood: yes

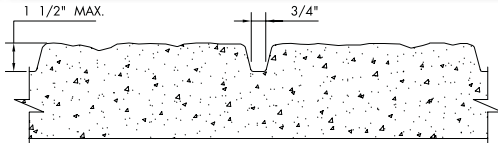
#913A New York DOT Ashlar



Full Liner: 128 SF
 Standard Size: 8' x 16'
 Liner Thickness: 2"
 Maximum Relief: 1 1/2"
 Average Relief: 3/4"
 Board Fin & Stone Sizes: 4" x 24"
 Mortar Width: 3/4"
 Liner (lbs per sf): 3.5
 Available w/ cast 3/4" plywood: yes

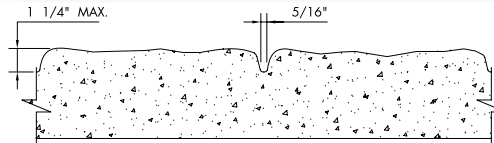


#913B New York DOT Ashlar





Full Liner: 128 SF
 Standard Size: 8' x 16'
 Liner Thickness: 2 1/2"
 Maximum Relief: 2"
 Average Relief: 1"
 Board Fin & Stone Sizes: 4" to 12"H x 4" to 48"L
 Mortar Width: 3/4"
 Liner (lbs per sf): 3.5
 Available w/ cast 3/4" plywood: yes

#914 Small Aged Ashlar w/Modified Thin Joints



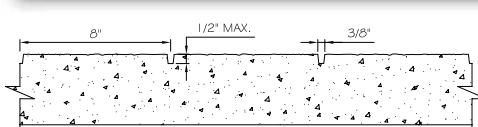
Full Liner: 128 SF
 Standard Size: 8' x 16'
 Liner Thickness: 1 7/8"
 Maximum Relief: 1 1/4"
 Average Relief: 5/8"
 Board Fin & Stone Sizes: 4" to 24"
 Mortar Width: 5/16"
 Liner (lbs per sf): 4.33
 Available w/ cast 3/4" plywood: yes

#916 Small Rustic Ashlar



Full Liner: 40 SF
 Standard Size: 4' x 10'
 Liner Thickness: 1 1/2"
 Maximum Relief: 1 1/8"
 Average Relief: 9/16"
 Board Fin & Stone Sizes: 4" x 24"
 Mortar Width: varies
 Liner (lbs per sf): 4.33
 Available w/ cast 3/4" plywood: yes

#917 8x8 Split Block Running Bond

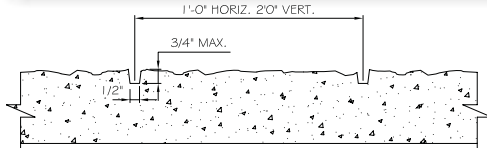


Full Liner: 80 SF
 Standard Size: 8' x 10'
 Liner Thickness: 1"
 Maximum Relief: 1/2"
 Average Relief: 1/4"
 Board Fin & Stone Sizes: 7 5/8" x 7 5/8"
 Mortar Width: 3/8"
 Liner (lbs per sf): 4.2
 Available w/ cast 3/4" plywood: yes




Formliners: Stone & Block

#918 12x24 Split Limestone Running Bond



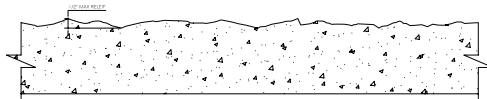
Full Liner: 80 SF
 Standard Size: 8' x 10'
 Liner Thickness: 1 1/4"
 Maximum Relief: 3/4"
 Average Relief: 3/8"
 Board Fin & Stone Sizes: 11 1/2" x 23 1/2"
 Liner (lbs per sf): 5.2
 Available w/ cast 3/4" plywood: yes

#921 Split Slate



Full Liner: 40 SF
 Standard Size: 4' x 10'
 Liner Thickness: 3/4"
 Maximum Relief: 1/4"
 Average Relief: 1/8"
 Liner (lbs per sf): 2.67
 Available w/ cast 3/4" plywood: yes/custom

#922 Cleaved Limestone



Full Liner: 100 SF
 Standard Size: 10' x 10'
 Liner Thickness: 3/4"
 Maximum Relief: 1/4"
 Average Relief: 1/8"
 Liner (lbs per sf): 2.67
 Available w/ cast 3/4" plywood: yes/custom

